

We are
child
friendly
Leeds



CONTENTS

What is a play street?.....	3
Why are play streets important?.....	4
Leeds play streets timeline	5
Talking to your neighbours	8
On the day	9
After the event	9
FAQs	10
Contact information	11



WHY ARE PLAY STREETS IMPORTANT?



Children and adults get to know each other on the street

Children can gain new skills like learning to ride a bike



The street feels safer and friendlier

More time spent playing, socialising and relaxing is good for mental health

Play streets are fun!



LEEDS PLAY STREETS TIMELINE

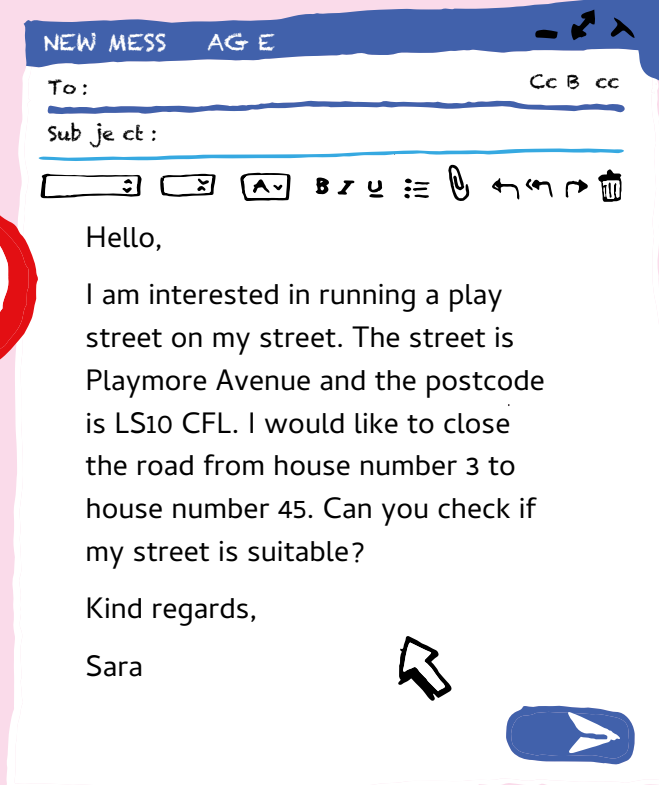
1. Gather some support

It helps to have a small group of neighbours who like the idea of having a play street. It means that you can share out the different jobs that need doing.




2. Check that your street is suitable

Email play.streets@leeds.gov.uk and let them know information about the parts of the road that you'd like to close.



Leeds City Council can't give permission for every street. For example, roads that are part of a bus route or very busy roads can't be closed.



3. Fill out the application form

Let us know if you need help by emailing play.streets@leeds.gov.uk. We can also give you a paper copy of the form if this is easier.



4. Pick a date for your play street

In Leeds, the Council needs at least four weeks to process the application. Make sure the date you choose is at least four weeks from when you send in the application form.



5. Let your neighbours know

It is important that everyone understands what will happen during the play street. As the play street organiser, you need to let your neighbours know:

- That the first play street tests out the idea on the street to see if it works
- What happens on the day
- The day, start time and how long it will last
- How they can get involved


6. Building a team

You need to have at least four stewards to run a play street. Aim to recruit as many stewards as possible.

Stewards help keep the play street safe. They make sure that any cars entering or leaving the street travel at walking pace. You need at least two at each vehicle entry point of the play street.

Try and get as many people involved as possible. Other people can help by:

- Telling people about the play street
- Helping with jobs like delivering leaflets



7. Collect stickers

In Leeds, we put 'Road Closed Play Street' stickers on wheelie bins and use the bins to block the road.

You can collect stickers from Leeds City Council Community Hubs.

Send us an email to let us know which Hub you would like to collect from. We will check that there are stickers available.

8. Temporary Traffic Regulation Orders (TTRO)


You will be sent an email with a TTRO attached. This is the document that shows you have permission from Leeds City Council and that the road is legally and safely closed. On the morning of the play street, display it on your street by attaching it to a lamppost or fence.

Let us know if you would like help printing this out.

7

Make sure you ask neighbours first before putting stickers on their bins!

If you have shared bins rather than wheelie bins, send an email and let us know. We can help you find another way!



8

TALKING TO YOUR NEIGHBOURS

Getting your neighbours' support is important for a successful play street.

Let your neighbours know about the Play Street as early as possible. Here are some ideas of how to do this:

- Knock on your neighbour's doors and talk to them about the idea
- Post a letter/poster/flyer through the door of all the houses
- Arrange a meeting
- Share on social media or WhatsApp groups
- Put up posters on your street and in your window

How you tell people is up to you. As long as you:

- Make sure that no one is left out. For example, only use social media if you are sure that everyone has access to the internet and feels comfortable using the social media platform you have chosen.
- Communicate in a friendly way and listen if anyone has any worries.

We will send you lots of resources ready made from Playing Out so that you don't have to create your own!

When you talk to parents and carers, always make it clear that they are responsible for their own children during the play street.

What if there are people who don't want the play street to happen?

Take time to listen and understand people's worries. Try and share some of the positive effects that play streets can have (page 4). Remind them that the first play street is just about giving it a go.

Maybe a compromise is needed. Like closing a different section of the street or changing the timings.

Playing Out have some useful advice [here](#) and you can always get in touch with us – we are happy to talk to neighbours if they have concerns.

If you're unsure about answering any questions and would like a bit of support, feel free to get in touch with the team at play.streets@leeds.gov.uk



ON THE DAY

Attach the TTRO to a lamppost or fence on your street.

Stewards and helpers can check that there is no rubbish or dangerous litter on the road. Let us know if you would like a set of litter pickers to help with this.

Arrange a meeting with the stewards just before the start of the play street and read through the steward's briefing. It is important that stewards understand their role. They need to:

- Keep an eye on children – making sure they stay in the safe space of the play street
- If drivers stop and ask questions, politely tell them what is happening and let them know that they need to find another route
- For cars that are driving to a house on the street or for residents leaving the street, stewards guide these cars in and out at a walking pace.



Playing Out have brilliant resources for stewards which we will share with you.

Stewards then make sure the 'road closed play street' stickers are stuck onto wheelie bins and use them to block the road at either end. Add any other cones or signs.

Play streets are about space to play and socialise. You don't need to organise anything special, but children and adults are welcome to bring out toys or refreshments.



Remember

- Keep to the agreed timings.
- Let everyone know that the road will soon be re-opened.
- Clear away any toys.
- Children need to return to the pavement.
- Tidy up any mess.

AFTER THE EVENT

We would love to hear how the play street went.

Do you have pictures that you can share?
What did the children and adults say about the play street?

It really helps us to spend more time on play streets if we can talk about the difference that it makes.

If your first play street was a success, you can talk to neighbours about organising regular play streets throughout the year without needing to apply every time.

Email play.streets@leeds.gov.uk for more information.

Have fun playing!



FAQS - FREQUENTLY ASKED QUESTIONS

Can I still use my car during a play street?

Do I need to move my car from the road?

What are the responsibilities of the play street organiser?

Yes:

- If you live on the road, you can leave and enter when you want. However, it is best not to, unless you really need to, so that everyone can enjoy the play street.
- Emergency services can still have access to the street.
- A vehicle that is visiting someone on the street or a vehicle that is delivering goods to a house on the street can still enter.

It is up to you. You might want to move your car if:

- You are worried about your car being damaged.
- You would like to make more space for play.
- You know that you will need to leave the street in your car during the play street.

- You work with neighbours to make sure everyone knows about the play street and understands what will happen.
- Share the information in plenty of time before the play street.
- You work with neighbours to organise volunteer stewards for each play street.

Stewards will walk in front of your car so that you can safely and slowly come in or out of the play street.

No:

- Vehicles that are passing through are not allowed onto the play street.

All a 'play street' does is legally close the street to cars passing through. Other than that, it is like a normal day: parents and carers need to look after their own children. If any property is damaged, it needs to be sorted out between neighbours, like it usually would.





CONTACT INFORMATION

Please contact us if you have any questions.
We are more than happy to help!

- Email contact play.streets@leeds.gov.uk
- Facebook – **Play Streets Network Leeds**
- Playing out - Find useful information and free downloadable resources on the Playing Out website. Playing Out is a not-for-profit organisation set up by parents to activate street play across the UK.
Welcome - Playing Out

